

Nature Explore Classroom Certification

Application for _____

(year)

Complete this form and mail it with visual and written documentation to: Nature Explore Outreach Coordinator, 2700 Sylvan Road, P.O. Box 817, Nebraska City, NE 68410.

What is the name of your school or organization?	
Who is the contact person at your organization's Nature Explore Classroom?	
What is his/her title or position?	
Please provide his/her e-mail address:	
What is the address of the site of your Nature Explore Classroom?	
Mailing address, if different:	
Telephone number:	
Fax number:	
Web site address (if applicable):	
How should the name of your classroom and location appear on your certificate and in media announcements?	

Standard 1: Well-designed outdoor space

In the spaces below, please provide short descriptions of how each of the Ten Guiding Principles from the *Learning With Nature Idea Book* was used in your Classroom.

Principle 1: Divide the space into clearly delineated areas for different kinds of activities. *Please provide a final concept plan or rough map showing the layout of your classroom. Please tell us how you used this Principle.*

Principle 2: Include a complete mix of activity areas. *Please provide labeled photos identifying each of the recommended areas needed for certification from the Idea Book and the corresponding name your site has given that area. Include a copy of these photos on a CD for use on the arborday.org Web site.*

Note: It is the responsibility of the site to acquire and hold photo release forms for individuals included in the photos.

Recommended Areas Needed for Certification:

- A. An entry feature
- B. An open area for large-motor activities
- C. A climbing/crawling area
- D. A “messy materials” area
- E. A building area
- F. A nature art area
- G. A music and movement area
- H. A garden and/or a pathway through plantings
- I. A gathering area (A separate area, or one of the other larger areas could be used as a gathering area.)
- J. A storage area (this could be a single area, or storage could be included within each area as needed.)


Supplemental Areas:

Did you include supplemental areas in your Classroom? If so, please provide labeled photos for these areas, as well.


- K. A water area
- L. A dirt-digging area
- M. A sand area
- N. A wheeled-toy area
- O. An area for swings or other dynamic equipment
- P. A greenhouse

Principle 3: Give areas simple names. *Please share with us what you have named each area.*


Principle 4: Identify each area with a sign or other visual clues. *Please tell us how you used this Principle.*



Principle 5: Be sure every area is visible at all times. *Please tell us how you included this Principle.*



Principle 6: Use a variety of natural materials, including trees and other live plants. *Please tell us briefly how these are incorporated into your Classroom.*



Principle 7: Choose elements for durability and low maintenance. *Please describe how the elements in your Classroom follow this principle.*



Principle 8: Maximize beauty and visual clarity in the over-all design. *Please describe.*

Principle 9: Personalize the design with regional materials, and ideas from children and staff. *Please describe how you've personalized your Classroom.*

Principle 10: Be sure the space meets all regulatory standards for your region.

Does your space meet all regulatory standards for your region? Yes

Were there any challenges in meeting these standards? Yes No
If Yes, please describe:

Standard 2: Staff Professional Development

Please tell us the name and position of each staff member who attended a Nature Explore Workshop and the date and location of the Workshop.

Name of Staff Member	Date and location of Nature Explore Workshop

(Add more rows if needed.)

Standard 3: Family Involvement

Please provide a brief description of activities you have conducted to increase family awareness and ongoing involvement in the Nature Explore Classroom and nature education for young children. Examples could include holding an open house, sending flyers home, providing Nature Explore Club home memberships, or recruiting parent volunteers. Provide the number of families reached, if possible. You may include photos or examples of print materials, if you wish.

Please enter your name and date below to show that you have read and agree with the following:

I am submitting this application on behalf of the school or organization listed above for certification as a Nature Explore Classroom, having achieved the required standards for the certification program.

<i>Name</i>		<i>Date</i>	
-------------	--	-------------	--

Payment Information
First Year
Nature Explore Classroom Application

- First-year application Fee: \$50
- Check: *Please make check payable to **Nature Explore** and submit with application.*
- Credit Card payment:

Type of Credit Card: _____
(Visa/MasterCard/American Express/Discover/Novus)

Credit Card Number:

Exp date: / /

Security code (3 digit # on back of card)

Please include the name as it appears on the credit card, and the billing address if different from organization address above.

Name on credit card: _____
(please print)

Billing Address: _____

City: _____ State _____ Zip _____

Authorized Signature: _____ date _____